



## STANDARD FEATURES & BENEFITS

- The *Freestyle Sweeping Corner* bridges the gap between adjacent corner Freestyle units without the use of a shared upright
- Provides easier access for product retrieval and stocking for employees
- Provides greater visibility and accessibility for customers, maximizes profit
- No front uprights – so it offers greater accessibility to inventory
- Increases sq. ft. and cubic volume storage capacity in existing footprint
- Adjustable shelves on 2” increments for maximum flexibility – no tools required
- Shelves, uprights, and frame kits have a durable grey epoxy-based finish with advanced antimicrobial protective agent

Freestyle® Sweeping Corner 4-Tier Kit		
SHELF	24	FSACV24E-4T-KIT
DEPTH	30	FSACV30E-4T-KIT



# Freestyle® Beer Cave Shelving Starter/Add-On Units and Components

Freestyle® 4-Tier Starter/Add-On Units		WIDTH
		18
LENGTH	24	FSM1824KITE
	30	FSM1830KITE
	36	FSM1836KITE
	48	FSM1848KITE
	54	FSM1854KITE
	60	FSM1860KITE

Freestyle® 4-Tier Starter/Add-On Units		WIDTH
		24
LENGTH	36	FSM2436KITE
	42	FSM2442KITE
	48	FSM2448KITE
	54	FSM2454KITE
	60	FSM2460KITE

Freestyle® Cantilever Shelves		WIDTH		
		18	24	30
LENGTH	24	FS1824E	FS2424E	FS3024E
	30	FS1830E	FS2430E	FS3030E
	36	FS1836E	FS2436E	FS3036E
	42	FS1842E	FS2442E	FS3042E
	48	FS1848E	FS2448E	FS3048E
	54	FS1854E	FS2454E	FS3054E
	60	FS1860E	FS2460E	FS3060E

Freestyle® Bottom Shelves		WIDTH		
		18	24	30
LENGTH	24	FSB1824E	FSB2424E	FSB3024E
	30	FSB1830E	FSB2430E	FSB3030E
	36	FSB1836E	FSB2436E	FSB3036E
	42	FSB1842E	FSB2442E	FSB3042E
	48	FSB1848E	FSB2448E	FSB3048E
	54	FSB1854E	FSB2454E	FSB3054E
	60	FSB1860E	FSB2460E	FSB3060E

Freestyle® Wire Covers		WIDTH		
		18	24	30
LENGTH	24	FSCW1824LHE	FSCW2424LHE	FSCW3024LHE
	30	FSCW1830LHE	FSCW2430LHE	FSCW3030LHE
	36	FSCW1836LHE	FSCW2436LHE	FSCW3036LHE
	42	FSCW1842LHE	FSCW2442LHE	FSCW3042LHE
	48	FSCW1848LHE	FSCW2448LHE	FSCW3048LHE
	54	FSCW1854LHE	FSCW2454LHE	FSCW3054LHE
	60	FSCW1860LHE	FSCW2460LHE	FSCW3060LHE

Freestyle® Uprights		
HEIGHT	34	FSUC34E
	54	FSUC54E
	62	FSUC62E
	74	FSUC74E
	86	FSUC86E


Freestyle® Leg Kits		
HEIGHT	34	FSUL15E
	54	FSUL21E
	62	FSUL27E

**\*All Shelf Size and Finish Combinations  
May Not Be Available. Please Contact SPG  
for Lead Time and Availability.**






# Freestyle® Beer Cave Shelving Add-Ons & Accessories




Freestyle® Stainless Covers		WIDTH		
		18	24	30
LENGTH	24	FSCS1824S	FSCS2424S	FSCS3024S
	30	FSCS1830S	FSCS2430S	FSCS3030S
	36	FSCS1836S	FSCS2436S	FSCS3036S
	42	FSCS1842S	FSCS2442S	FSCS3042S
	48	FSCS1848S	FSCS2448S	FSCS3048S
	54	FSCS1854S	FSCS2454S	FSCS3054S
	60	FSCS1860S	FSCS2460S	FSCS3060S



Freestyle® Reinforcement Brace Set
FSRBESET

Dramatically increases the load capacity of Freestyle® shelving:

- by 25% on 30-in. shelves, from 600 lbs. to 800 lbs.
- by 40% on shelves up to 24-in. deep, from 600 lbs. to 1,000 lbs.



Freestyle® Thaw Rack
Model No.
FSTRHS245E



Freestyle® Hanger Rail		
Size	24	FSHR24E
	30	FSHR30E
	36	FSHR36E
	42	FSHR42E
	48	FSHR48E
	54	FSHR54E
	60	FSHR60E

